



# Goolugatup Sailing Carnival 2025

Brought to you by:



Rotary  
Melville



## Supplementary Sailing Instructions

SLALOM

Windsurf LT, Windfoil & Wingfoil

Hosted by South of Perth Yacht Club  
(Organising Authority)



## Goolugatup Sailing Carnival 2025

South of Perth Yacht Club Inc. (SoPYC)  
(Organising Authority – OA)

November 21, 2025

### SUPPLEMENTARY SAILING INSTRUCTIONS (SSIs) – SLALOM Windsurf LT, Windfoil & Wingfoil

The notation '[NP]' in a rule of the sailing instructions (SIs) means that a boat may not protest another boat for breaking that rule. This changes RRS 60.1.

#### 1. RULES

- 1.1 The event is governed by the rules as defined by:
  - a) The Racing Rules of Sailing (RRS)
  - b) The Australian Sailing (AS) Special Regulations Part 2 for Off the Beach Boats.
  - c) Class Association Rules where applicable.
  - d) The Goolugatup Sailing Carnival (GSC) Notice of Race (NoR) & Sailing Instructions (SIs), as modified by these SSIs.
  - e) Appendix T Arbitration shall apply.
- 1.2 The Windsurfing Fleet Racing Rules (Appendix B of the RRS) do not apply.
- 1.3 RRS 31 – Touching a Mark is changed to: While racing, a board shall not touch a starting mark before starting or a finishing mark after finishing.  
A board may touch a mark that begins, bounds or ends the leg of the course on which she is sailing.
- 1.4 Rule 42. - Propulsion (Pumping) - As per Windsurfer Class rules RRS 42 is amended to read: A board shall be propelled only by the action of the wind on the sail, by the action of the water on the hull and by the unassisted actions of the competitor.

#### 2. SCHEDULE OF RACES

- 2.1 Refer to the SI's for the Program.
- 2.2 Each fleets Slalom series will consist of up to 4 races.
- 2.3 [NP] All participating competitors shall attend a briefing for the slalom event scheduled at 1500hrs on Nov 21, at the Centreboard Clubhouse.
- 2.4 To alert boats that a race or sequence of races will begin soon, the orange starting line flag will be displayed with one sound at least one minute before a warning signal is made.

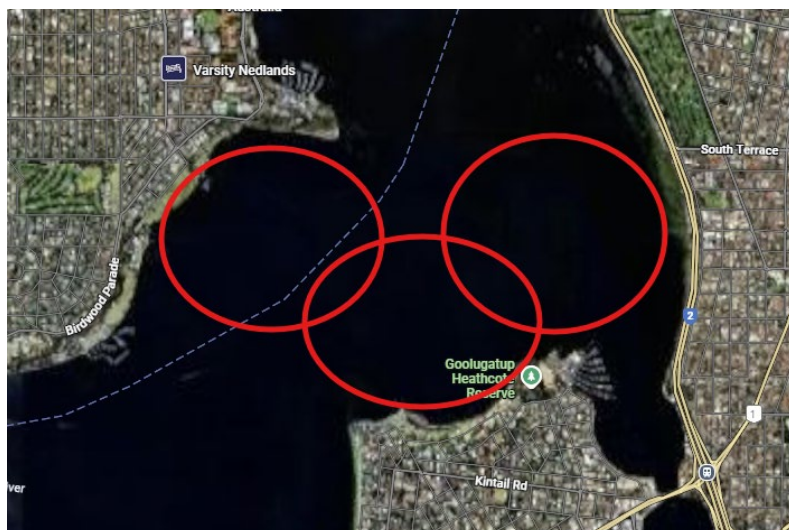
#### 3. FLEETS

Each fleet shall race separately. Divisional shall splits are subject to action by the OA based on numbers and types of entries.

#### 4. CLASS FLAGS – Refer SIs

#### 5. RACING AREA

- 5.1 The approximate racing area is show in the image below:



5.2 The racing areas are the regions that extend 50 metres beyond the course including the start and finish lines and their extensions, in which a board normally sails while racing. The racing areas are Melville Water East as close as possible to the SoPYC. Addendum D shows the general location of the slalom areas.

## 6. COURSES

The diagram in 'Attachment B' shows the course(s) for the **Slalom** event. For Windsurf LT, the course set to be used will be detailed in the briefing.

## 7. MARKS - Slalom

7.1 Course marks are orange spheres for Foil Course and Purple for Windsurfer LT course

7.2 Start mark – Race Committee Signal Vessel and a pin end yellow mark

7.3 Finish mark – A Race Committee vessel either a Yellow mark (Course Set 1&2) or Orange mark (Course Set 3).

## 8. THE START

8.1 Races will be started in accordance with one of the following procedures. This changes RRS26.

a) **Course Set 1&2** (Refer Attachment B)

<i>Signal</i>	<i>Flag and sound</i>	<i>Seconds before starting signal</i>
Warning	Class flag up one sound	4 min
3 Min	Flags 3, 2 and 1 Up	3 min
2 Min	Flag 3 down, one sound	2 min
1 Min	Flag 2 down, one sound	1 min
Starting	Flag 1 down, one sound	0

b) **Course Set 3** (Refer Attachment B)

<i>Signal</i>	<i>Flag and sound</i>	<i>Seconds before starting signal</i>
Warning	Red flag up; one sound	60
Preparatory	Red flag removed; one sound	30
Starting	Class flag up; one sound	0

8.2 The starting line will be between a staff displaying an orange flag on the starting boat at the starboard or windward end a start mark at the port or leeward end.

8.3 A board that does not start within 1 minute after her starting signal will be scored Did Not Start without a hearing. This changes RRS(WE) A4 and A5.

8.4 Boards whose warning signal has not been made shall keep clear of the starting area during the starting sequence for other divisions or races.

8.5 **General Recall:** When a General Recall is signalled, the 'First Substitute' flag will be displayed for 1 minute. The warning signal for a new start for the first recalled fleet will be made at the starting signal of the last fleet in the original sequence. New starts for other recalled fleets will follow in the order thereafter. This changes RRS 29.2 and race signal, 'First Substitute'.

## 9. THE FINISH

The finishing line is between a staff displaying a blue flag on the race committee boat at the windward end and the finish mark.

10. **PROPULSION** - Pumping is unrestricted for slalom events

## 11. PENALTIES

### 11.1 Penalties for All Fleets

A race committee boat (may be appointed) who sees a boat breaking a rule of Part 2 may penalise her by, as soon as reasonably possible, hailing her sail or bib number, even if she is no longer racing.

### 11.2 Taking a Penalty

A board may take a 360°-Turn Penalty when she may have broken one or more rules of Part 2 in an incident while racing. However, if the board caused injury or serious damage or, despite taking a penalty, gained a significant advantage in the race or series by her breach, her penalty shall be to retire.

### 11.3 360°-Turn Penalty

After getting well clear of other boards as soon after the incident as possible, a board takes a 360°-Turn Penalty by promptly making a 360° turn of her hull with no requirement for a tack or a gybe. When a board takes the penalty at or near the finishing line, her hull shall be completely on the course side of the line before she finishes

## 12. TIME LIMITS

12.1 The Mark 1 Time Limit, Race Time Limit (see RRS 35), and the Finishing Window are shown in the table below.

Mark 1 Time Limit	Race Time Limit	Finishing Window	Target Time
2 mins	6 mins	2 mins	5 mins

12.2 If no boat has passed the first mark within the Mark 1 Time Limit, the race will be abandoned.

12.3 The Finishing Window is the time for boats to finish after the first boat sails the course and finishes. Boats failing to finish within the Finishing Window, and not subsequently retiring, penalised or given redress, will be scored DNF without a hearing.

## 13. SCORING

13.1 Each fleets series will be scored by one of the following descriptions (based on the number of competitors at the discretion of the OA) – and will be communicated to competitors at the briefing:

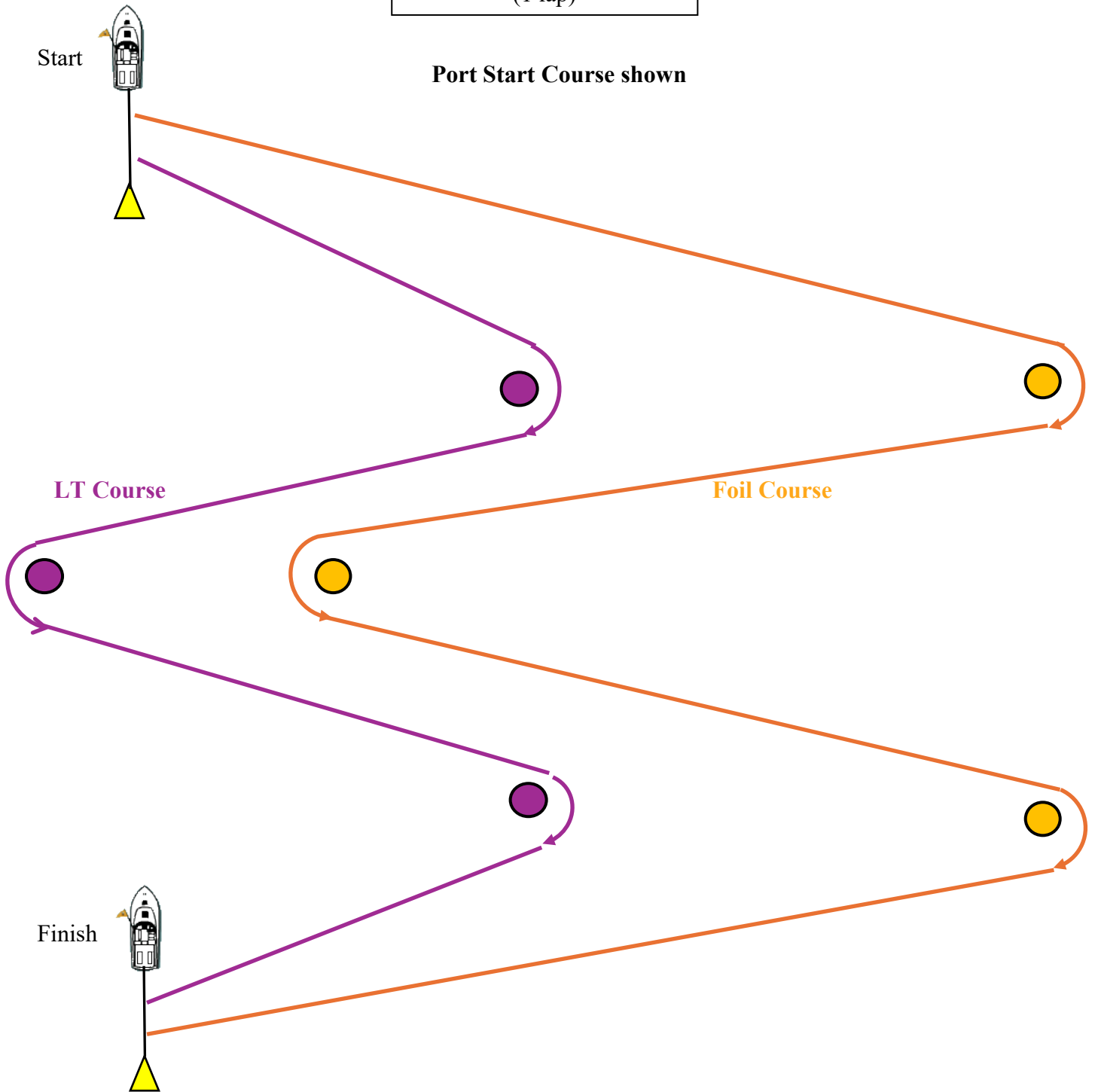
- a) The series will consist of up to 4 races, with each race to count towards a boats total series score.
- b) The series will contain up to **8** heat races.
  - i) Competitors shall be allocated to race in up to **4** of these heats by the OA. Each competitor will be allocated the same number of heats.
  - ii) A competitors score for the series shall be the total of their 4 heats.

14. **HEARING REQUESTS – Refer SIs**

14. **SAFETY REGULATIONS – Refer SIs**

Course Set ‘1’ – All fleets  
(1 lap)

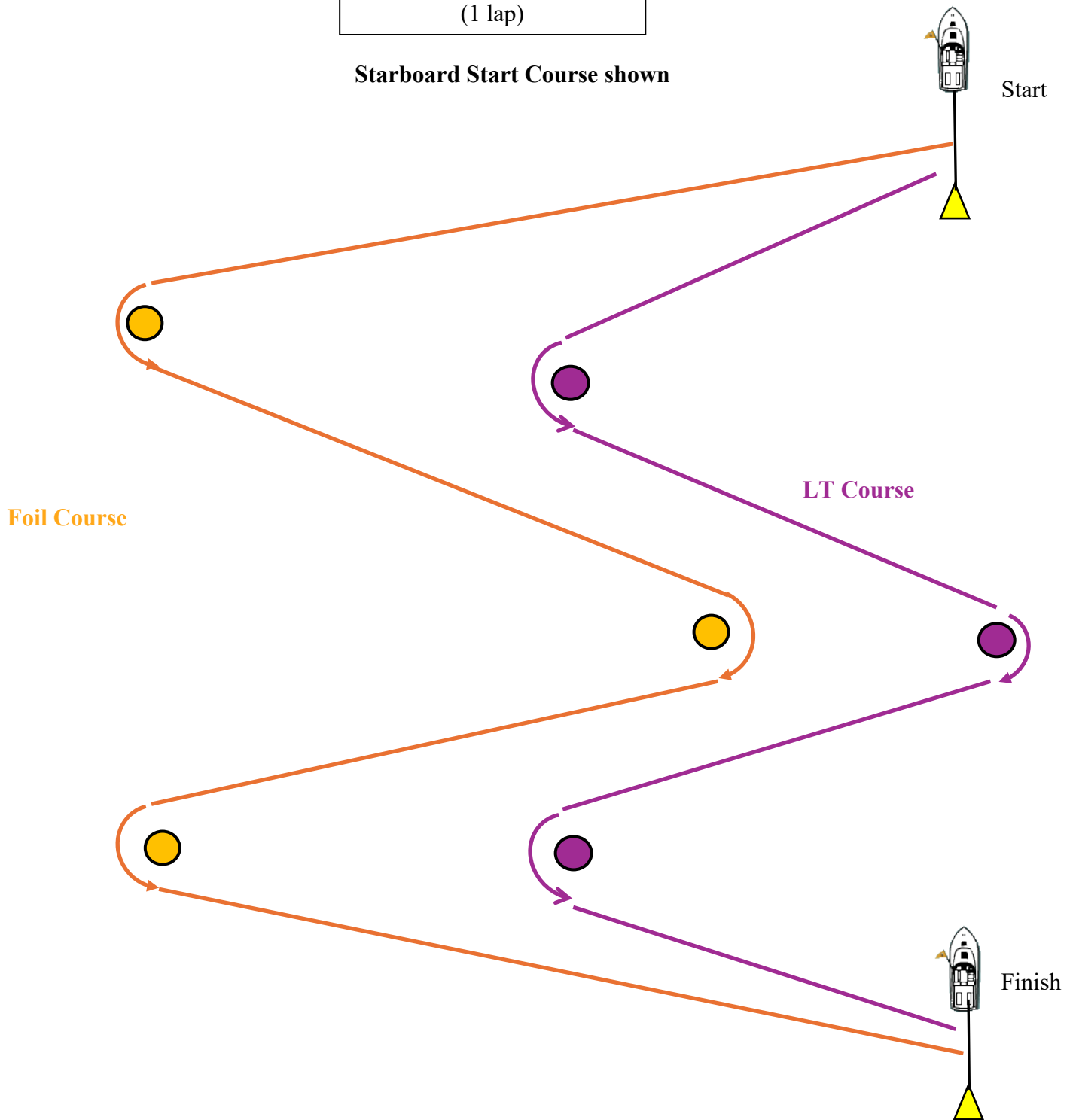
Port Start Course shown



All course marks are round ‘pimpe’ buoys with colours consistent with this course sheet.

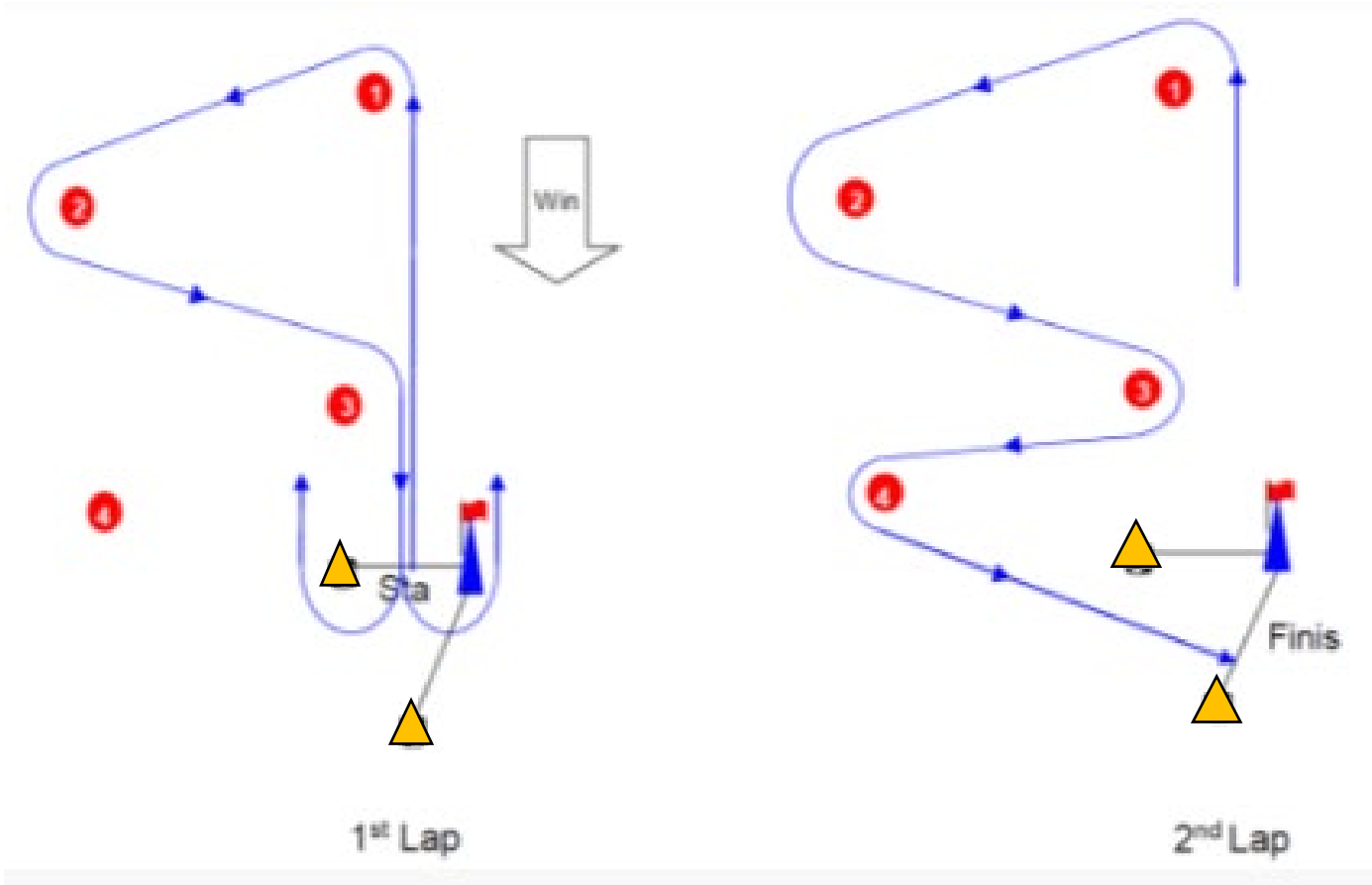
Course Set ‘2’ – All fleets  
(1 lap)

Starboard Start Course shown



All course marks are round ‘pimple’ buoys with colours consistent with this course sheet.

Course Set ‘3’ – Windsurf LT only  
(2 lap)



All course marks are round purple or pink ‘pimple’ buoys.  
The Start / Finish shall be small orange ‘pyramid’ buoys.